































































































































































































OVERALL COMPANY SCORES ON SELECTED THEMES		Environmental		Social			Governance	
Sector	Company	NATURAL CAPITAL	INCLUSION	LIVING WAGE	SOCIAL VALUE CHAIN MANAGEMENT	RESPONSIBLE TAX		
								
Financial sector	ING	 75%	 67%	 0%	 60%	 88%		
	ABN Amro	 63%	 67%	 0%	 80%	 88%		
	Delta Lloyd	 63%	 67%	 0%	 60%	 63%		
	Aegon	 50%	 33%	 0%	 60%	 63%		
	Nationale Nederlanden	 63%	 0%	 0%	 80%	 38%		
Food, Beverage & Retail sector	Unilever	 88%	 67%	 67%	 60%	 88%		
	Ahold	 75%	 100%	 0%	 60%	 50%		
	Heineken	 63%	 0%	 0%	 40%	 88%		
	Sligro	 38%	 67%	 0%	 0%	 100%		
	Unibail-Rodamco*	 50%	 67%	 n/a	 n/a	 13%		
	Wereldhave	 38%	 0%	 n/a	 n/a	 25%		
Industry sector	BAM Group	 88%	 67%	 0%	 20%	 88%		
	DSM	 88%	 0%	 0%	 60%	 88%		
	AkzoNobel	 88%	 0%	 0%	 60%	 63%		
	Shell	 50%	 0%	 0%	 60%	 75%		
	Boskalis	 50%	 0%	 0%	 40%	 75%		
	Corbion	 63%	 0%	 0%	 40%	 63%		
	Heijmans	 75%	 67%	 n/a	 0%	 13%		
	ArcelorMittal	 75%	 0%	 0%	 60%	 25%		
	Vopak	 50%	 0%	 0%	 20%	 50%		
	Aalberts Industries	 25%	 0%	 0%	 0%	 38%		
	OCI	 13%	 0%	 0%	 0%	 13%		
Services sector	KPN	 88%	 67%	 n/a	 60%	 63%		
	PostNL	 75%	 67%	 n/a	 n/a	 50%		
	Randstad	 63%	 100%	 33%	 60%	 50%		
	Arcadis	 63%	 0%	 0%	 40%	 75%		
	RELX Group	 75%	 33%	 n/a	 n/a	 63%		
	SBM Offshore	 63%	 0%	 0%	 40%	 50%		
	Wolters Kluwer	 63%	 0%	 n/a	 n/a	 50%		
	USG People	 38%	 100%	 0%	 40%	 13%		
	Fugro	 13%	 0%	 0%	 0%	 13%		
	Altice	 0%	 0%	 n/a	 0%	 13%		
	Technology & Electronics sector	Philips	 63%	 67%	 0%	 60%	 75%	
ASML		 50%	 0%	 0%	 60%	 63%		
ASM International		 38%	 0%	 0%	 60%	 63%		
TKH Group		 50%	 100%	 0%	 0%	 38%		
Gemalto		 38%	 0%	 100%	 20%	 13%		

\*\*only engaged in writing  
n/a = not applicable